







Ashross Rail Car Off loader					
Piece Name	Length	Width	Height	Weight (lbs.)	
Head Section Conveyor	51'	12'9"	11'	55,000	
					
Tail Section Conveyor	58'	12'9"	8'	25,000	
					
Rail Car Platform	61'	13'6"	6'6"	65,000	
					
Hydraulic Unit	12'5	7'	6'5"	15,000	
					
Switchgear	6'	4'	7'	6,000	
					
Platform Base Plates? x 16	5'	2'	1'5"	1,000	each piece x 16
					

Piece Name	Length	Width	Height	Weight (lbs.)	
Platform Steel Travel Plates? x6	15'	4'	2'	3,000	each piece x6
					
Conveyor Take up	6'	3'	5'	3,000	
					
Railcar Track x 15 2 pallets	7'	1'	1'	1,000	each piece x15
					
Platform Grating x2	33'	7'	1'	1,000	each piece x2
					
Conveyor Belt	5'	2'	4'	2,000	
					
Platform Attachment? x2	25'	13'6"	4'	2,000	each piece x2
					
Under Conveyor?	9'	10'	3'	3,000	
					